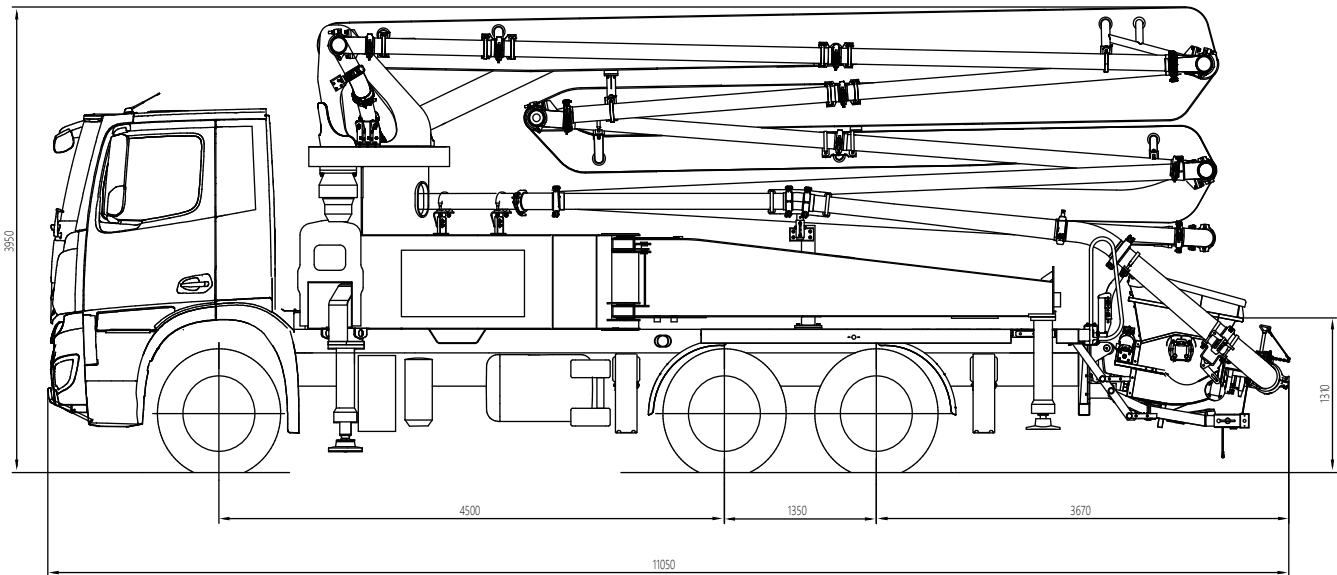


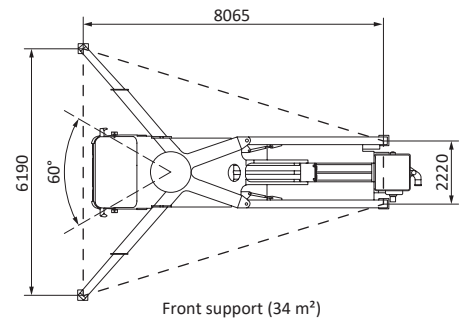
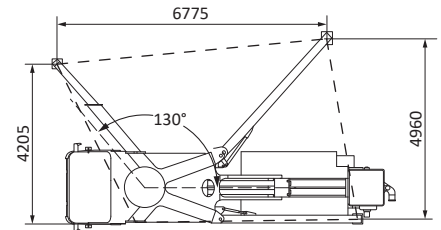
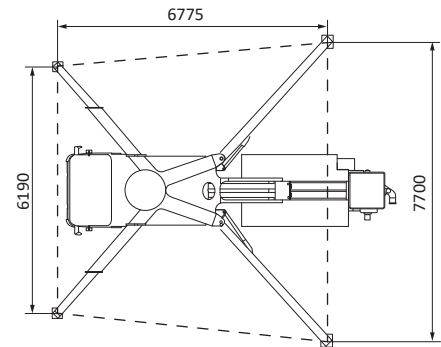
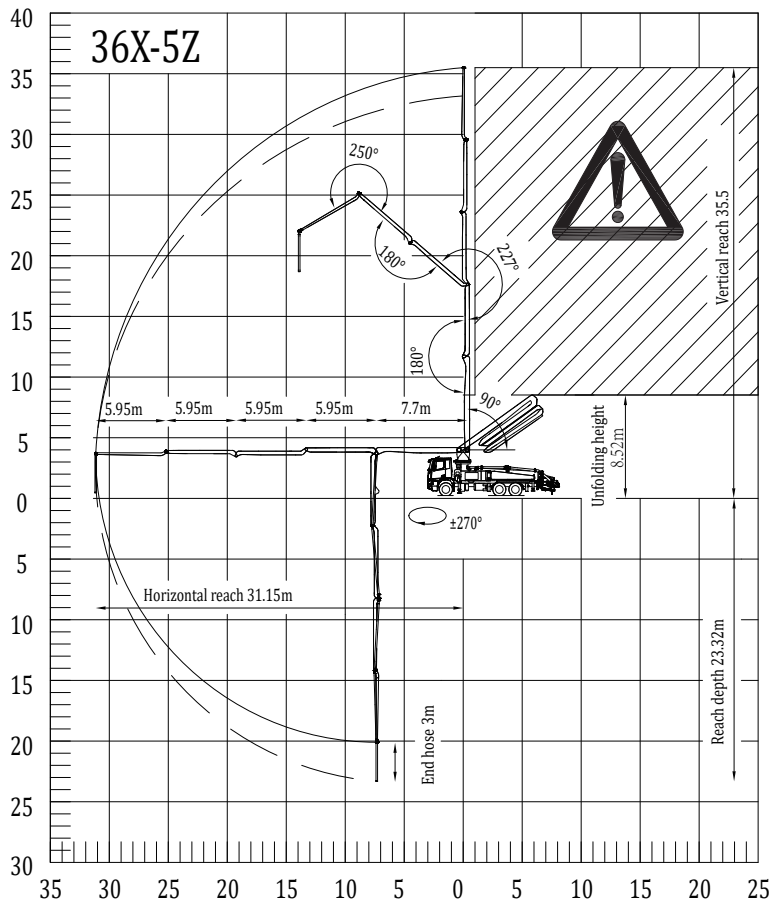
# TRUCK MOUNTED CONCRETE PUMP 36X-5Z



Note: Dimensions varying according to truck assembly (mm).

## PARAMETER

BOOM		
Vertical reach	m	35.5
Horizontal reach	m	31.15
Reach depth	m	23.32
Min. height of unfolding boom	m	8.52
PUMP		
Max. theoretical output	m <sup>3</sup> /h	170
Max. theoretical concrete output pressure	bar	88
Concrete cylinder dia × stroke	mm	Φ260×2100
Hydraulic circuit		Open
CHASSIS		
Chassis brand		Mercedes-Benz
Engine power	KW	290
Emission standard		Euro 6



## TECHNICAL SPECIFICATION

### Safe

Standard support / OSS

360° surround camera system

Reversing camera

Air shut-off valve

Mushroom button for horn

Remote engine off

Boom end warning light, LED

Boom end light, LED

Hopper light, LED

Side lights, LED

### Reliable

Self-adaptive system for different concrete conditions

Pumping emergency reversal

Twin-wall pipes

Durable wear parts

### User-Friendly

Outrigger fuel tank

Plastic water tank 500L

High flow water pump 70L/min

High pressure water pump 20MPa

Hose reel for low pressure water pump

Aluminium hopper cover

Bar-type grill

Vibrator

Cleaning ball stopper

Self-locking end hose clamp

Quick release pipe clamp

### Intelligent

Fault diagnosis

OGS (Outriggers guidance system)

Energy saving control

